
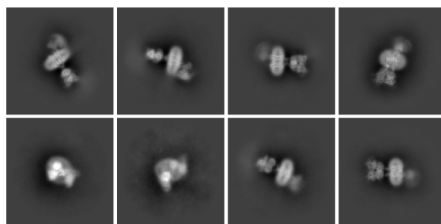


A



B



C

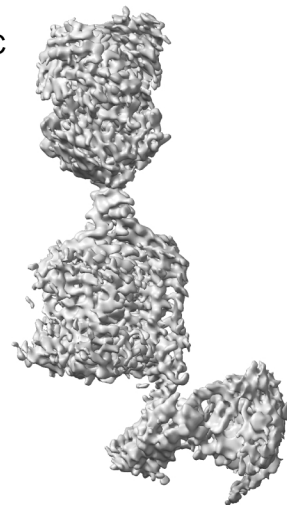

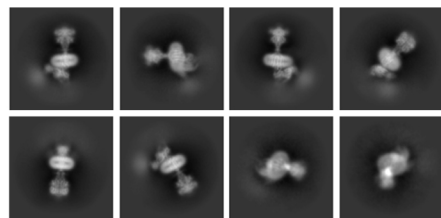


Fig. 1 GABA(B) receptor-Go complex purified in detergent. (A) Representative micrograph. (B) 2D classes. (C) 3D reconstruction.

A



B



C

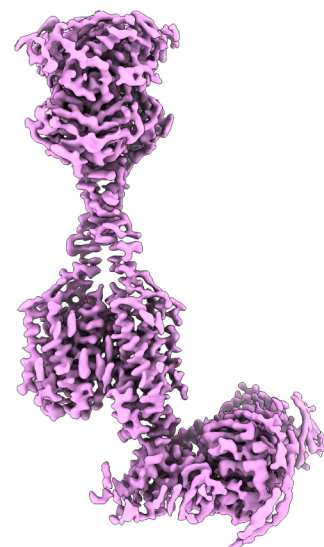

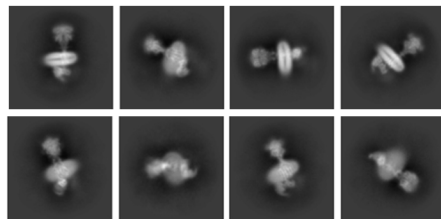


Fig. 2 CaS receptor-miniGq complex purified in detergent. (A) Representative micrograph. (B) 2D classes. (C) 3D reconstruction.

A



B



C

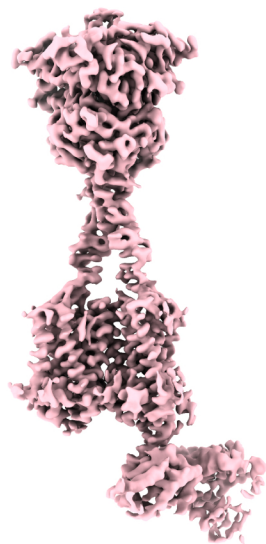


Fig. 3 CaS receptor-miniGq complex assembled in nanodisc. (A) Representative micrograph. (B) 2D classes. (C) 3D reconstruction.