



# Supplementary Information

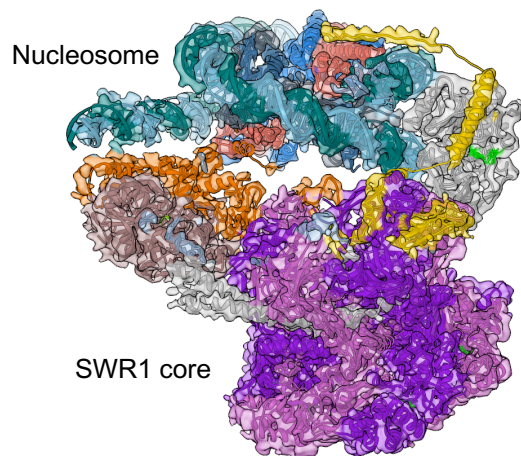
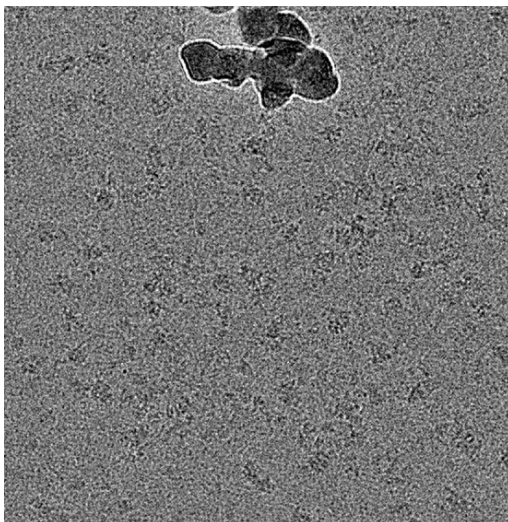
Robert Louder - NCCAT GUP1 Proposal - 2021-cycle3



Example of an atlas from one of our grid batches



2D Class averages from Talos 200C screening data



(Left) Representative micrograph from a limited Krios/K3 screening data set and (Right) 3D reconstruction at 4-6 Å resolution from the same data set, comprising 10k single particle images for one of our samples. A published model of the core complex is fitted in (PDB ID 6GEN), though our sample has more subunits and a different nucleosome substrate.